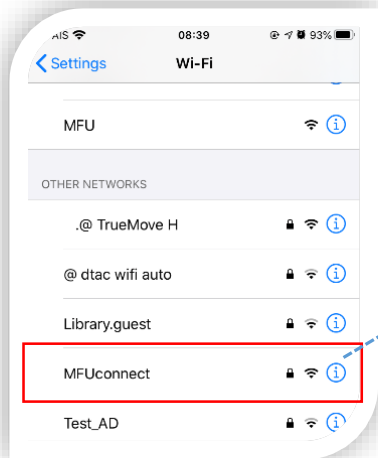


How to connect to “MFUconnect” for iOS

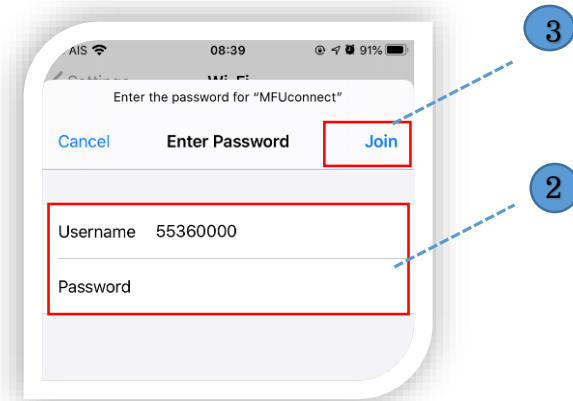
1. Turn on the Wi-Fi signal, then select **MFUconnect**



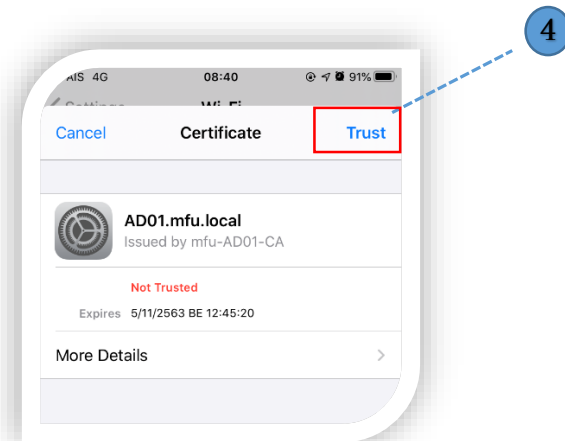
2. Fill the **MFU Account** in the **Username** and **Password**

- 🍏 Username : **Student ID/ Staff ID**
- 🍏 Password : **Notify password via email**

3. Click “Join”



4. The **Certificate** window will appear, click “Trust”



After **MFUconnect** connection is successful, the device will remember the connection. Next time, in the signal area, the device will connect to the signal automatically.